

# DR.R.K.SHANMUGAM COLLEGE OF ARTS AND SCIENCE

Indili, Kallakurichi – 606 213.

## FEEDBACK REPORT 2022-2023

Institution obtains feedback on the syllabus and its transaction at the institution from the following stakeholders: 1) Students 2) Teachers 3) Employers 4) Alumni

1.4.2 Feedback process of the Institution may be classified as follows

A. Feedback collected, analyzed and action taken and feedback available on website

B. Feedback collected, analyzed and action has been taken

C. Feedback collected and analyzed

D. Feedback collected

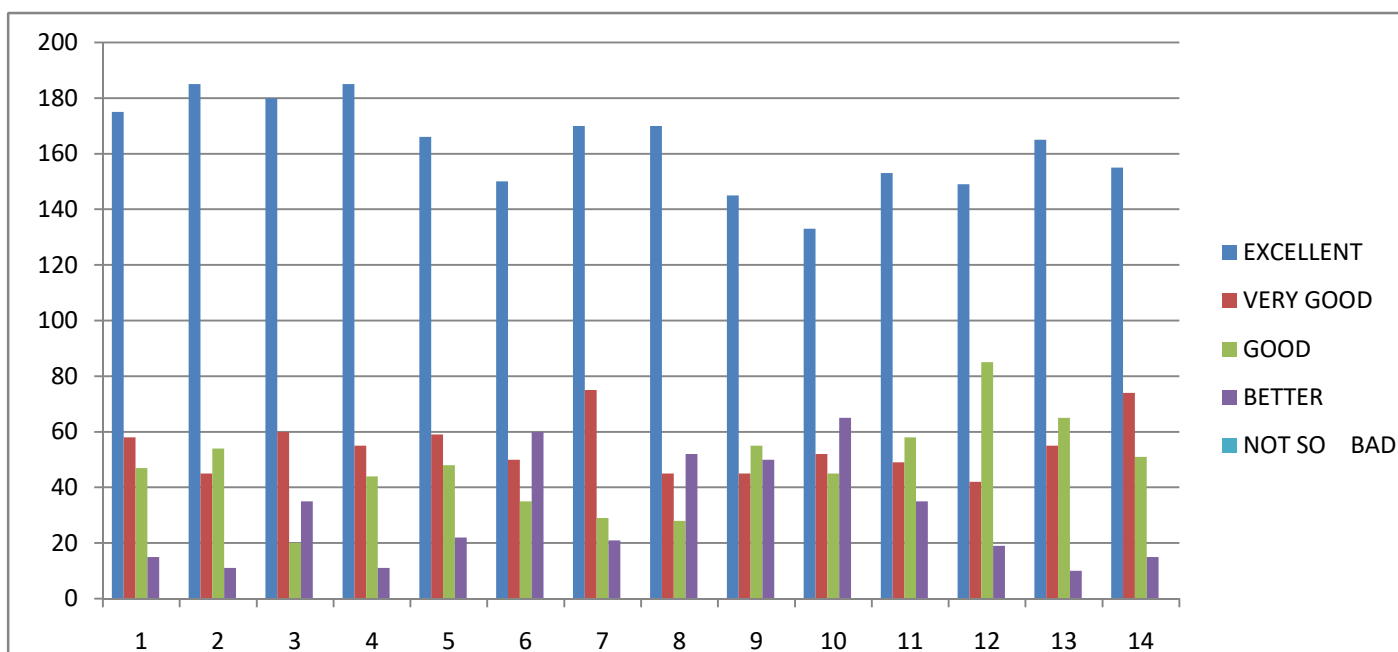
E. Feedback not collected



## Alumini Feedback Analysis Report

Students Participation-295

S.No	Rate the following Question as instructed on the right side columns	Excellent (5)	Very Good (4)	Good (3)	Better (2)	Not So Bad (1)
1	Syllabus Completion	175	58	47	15	0
2	Teacher Attitude/Performance	185	45	54	11	0
3	Study Material	180	60	20	35	0
4	Evaluation Process	185	55	44	11	0
5	Extension Activities	166	59	48	22	0
6	Lab Facility	150	50	35	60	0
7	The Cleanliness in Campus	170	75	29	21	0
8	Security Arrangements	170	45	28	52	0
9	Library & Internet Facility	145	45	55	50	0
10	Transport Facility	133	52	45	65	0
11	Sports Facility	153	49	58	35	0
12	First Aid	149	42	85	19	0
13	Water Facility	165	55	65	10	0
14	Toilet/Rest Room Facility	155	74	51	15	0

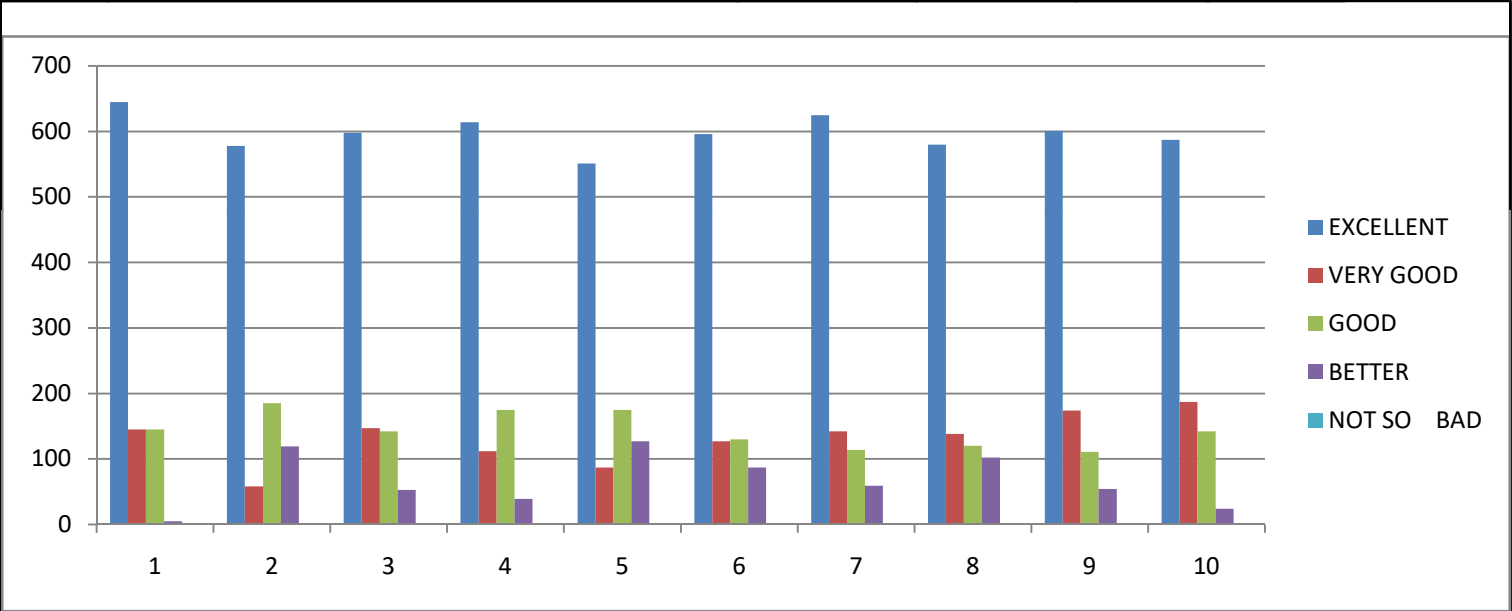


**SUGGESTIONS & ACTION TAKEN:** More than 10% (in Average) of the Alumni feel better about the Teachers performance during their study period and suggested to develop lab facility. This suggestion was considered and recommended to the management to improve the Lab Facility. Accordingly, 30 new computers were purchased and brought to the functioning.

Students Feedback Analysis Report(Part 1)

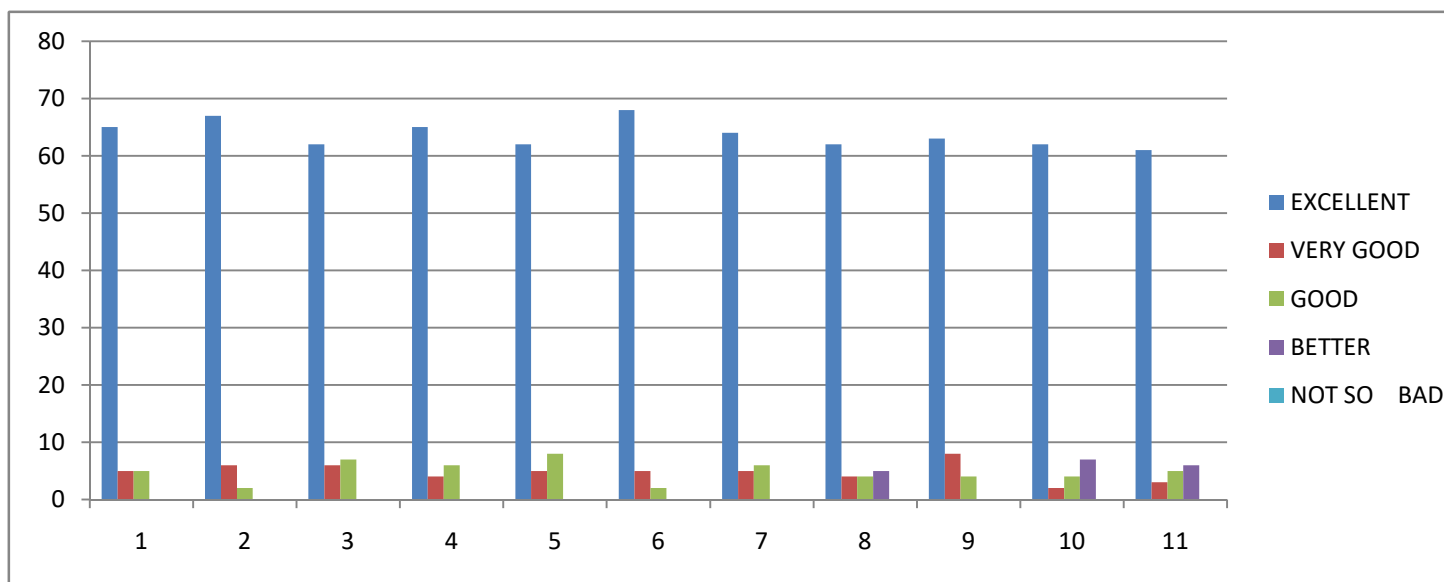
Students Participation- 940

S.No	Rate the following Question as instructed on the right side columns	Excellent (5)	Very Good (4)	Good (3)	Better (2)	Not So Bad (1)
1	Extension Activities	645	145	145	5	0
2	Canteen Facility	578	58	185	119	0
3	The Cleanliness in Campus	598	147	142	53	0
4	Security Arrangements	614	112	175	39	0
5	Lab, Library & Internet Facility	551	87	175	127	0
6	Transport Facility	596	127	130	87	0
7	Sports Facility	625	142	114	59	0
8	First Aid	580	138	120	102	0
9	Water Facility	601	174	111	54	0
10	Toilet/Rest Room Facility	587	187	142	24	0



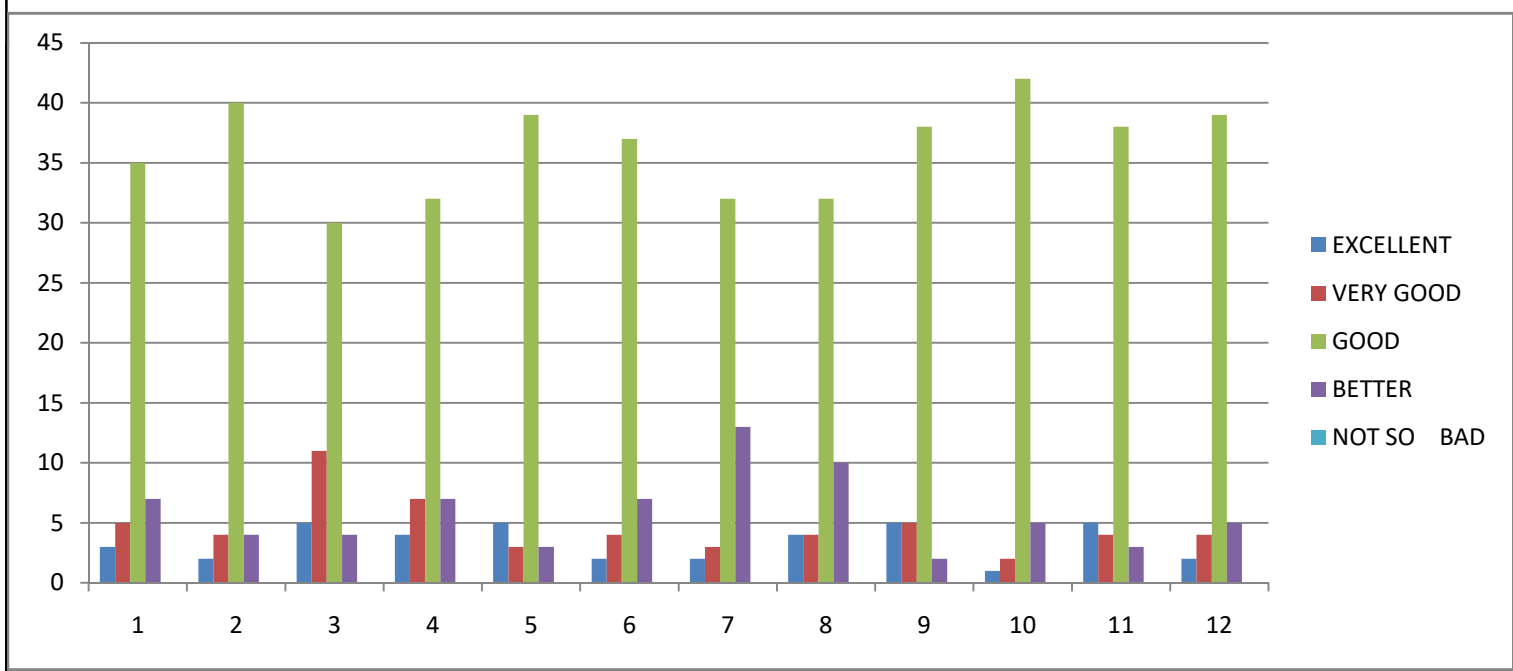
**SUGGESTIONS & ACTION TAKEN:** 15 % (in Average) of the students feel good about the Canteen Facility but suggested to extend the space for the boy students. This suggestion was considered and recommended to the Management to increase the Canteen space for girls. Accordingly, the Management planned to extended the canteen space for the Boys students

Faculty Feedback Analysis Report		Faculty Participation- 75				
S.No	Particulars	Excellent (5)	Very Good (4)	Good (3)	Better (2)	Not So Bad (1)
1	Employability is given weightage in Curriculum design and development	65	5	5	0	0
2	Course Content is Followed by the corresponding reference material	67	6	2	0	0
3	Co-operation and Helping among the Staff Members	62	6	7	0	0
4	The Execution of class work is taking place as per schedule	65	4	6	0	0
5	Optimal Utilization of library resources is attainable	62	5	8	0	0
6	Faculty room, class rooms, reading room, library and toilet are available	68	5	2	0	0
7	The Faculty are encouraged to carry out research activities	64	5	6	0	0
8	The faculty members are recognized	62	4	4	5	0
9	The IQAC function regularly to promote the quality of the Institution	63	8	4	0	0
10	The Administration is teacher friendly	62	2	4	7	0
11	Freedom to adopt new technique/ teaching/Seminar presentation	61	3	5	6	0



**SUGGESTIONS & ACTION TAKEN:** 85% (in Average) of the Faculty Members feel good about the weightage in Curriculum design and development. Internet facility for more computer was suggested by more faculties. This suggestion was considered and recommended to the Management to extend internet facility for more computers in Library. Accordingly, the Internet facility for more computer have been extended.

Employer Feedback Analysis Report		Employer Participation: 50				
S.No	Particulars	Excellent (1)	Very Good (2)	Good (3)	Better (4)	Not So Bad (5)
1	Communication Skills	3	5	35	7	0
2	Honesty	2	4	40	4	0
3	Technical Competency	5	11	30	4	0
4	Leadership/Management Skills	4	7	32	7	0
5	Work Ethic	5	3	39	3	0
6	Flexibility	2	4	37	7	0
7	Determination and Persistence	2	3	32	13	0
8	Ability to Work in harmony with Co-Workers	4	4	32	10	0
9	Eager and Willing to add their Knowledge base and Skills	5	5	38	2	0
10	Analytical and Problem solving skills	1	2	42	5	0
11	Loyalty	5	4	38	3	0
12	Think Independently	2	4	39	5	0

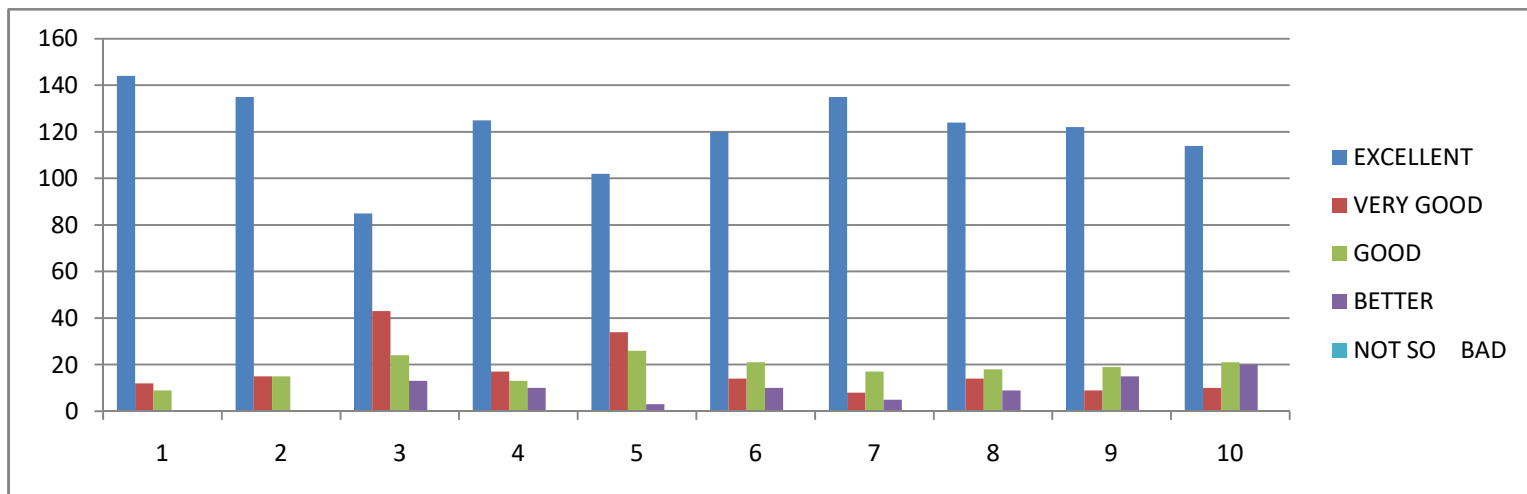


**SUGGESTIONS & ACTION TAKEN:** 25% of the feedback from the Employers insists moderate about the Technical Competency of the graduates and so they suggested to give more tasks on improving the technical competency. This suggestion was considered and recommended to the HODs and Faculty Members to teach the syllabus with the help of ICT. Accordingly, the faculty members continuously teach the students with ICT apart from the regular mode of teaching.

## Parents Feedback Analysis Report

Parents Participation:165

S.No	Rate the following Question as instructed on the right side columns	Excellent (1)	Very Good (2)	Good (3)	Better (4)	Not So Bad (5)
1	Getting admission in this institution for my ward is a matter of pride for me	144	12	9	0	0
2	The atmosphere in the institution is conducive for learning	135	15	15	0	0
3	Campus Interview / Job Fair	85	43	24	13	0
4	Extra special courses offered for advanced learners	125	17	13	10	0
5	Effort taken for slow learner are good	102	34	26	3	0
6	Additional Skills are imparted through value added courses	120	14	21	10	0
7	Personal Counseling through centre of mind is effective	135	8	17	5	0
8	Website is very information and regularly updated	124	14	18	9	0
9	Facilities available in the hostel and transport are good	122	9	19	15	0
10	The Canteen facility is adequate	114	10	21	20	0



**Suggestions & Action Taken:** Nearly 18% (in Average) of the parents feel good about organizing the campus interview / job fair but suggested to organize the same every year. This suggestion was considered and recommended to the Management to conduct the campus interview periodically. Accordingly, the campus interview has been arranged periodically.

### **Action Taken Report:**

Structured feedback received from

- Alumni
- Students
- Faculty
- Parents
- Employer

for Design and Review of syllabus were analyzed and it was observed that

❖ 92.34% Students	}	Satisfied with the Curriculum Review and Development process.
❖ 97.87% Teachers		
❖ 86.67% Employers and		
❖ 74.13% Alumni		

Based on the feedback of Teachers and Students, nearly 20% to 80% syllabi of various courses have been updated to make our students Industry ready.